

*Metalliform*

**B** Banner  
EDUCATION

A



B



# Metalliform Nursery & Primary

Furniture Range

Available with Banner Education





# Inspirational Educational Furniture

If you are looking for an exceptional furniture specialist that can provide you with fantastic products alongside the highest level of customer service, then please contact us for more information.

## UK & NI:

☎ 0843 538 3311 Opt. 2

✉ [Contact.Banner@banneruk.com](mailto:Contact.Banner@banneruk.com)

## ROI:

☎ 1800 905 907

✉ [debbie.grogan@bannerireland.com](mailto:debbie.grogan@bannerireland.com)

🏠 [www.BannerUK.com/education](http://www.BannerUK.com/education)



**4** How to Order

**5** Standing and Working Heights



## **Chairs & Stools**



**7** BS Chairs

**8** BS Chairs: Colour Collection

**9** Chair 2000: Four Legged

**10** NP Chairs

**11** NP Chairs: Colour Collection

**12** ST Chair

**13** WSM Stools: Four Legged

**14** WSM Stools: Four Skid Base



## **Tables**

**16** Crushed Bent Tables

**17** Crushed Bent: Colour Collection Tables

**18** Euro Tables: Single & Double

**19** Fully Welded Tables

**20** Fully Welded: Colour Collection Tables

**21** Height Adjustable Table: Flower

**22** Height Adjustable Table: Rainbow

**23** Height Adjustable Table: Start Right

**24** Pen Pot Tables: Standard & Premium

**25** Premium Nursery Tables

**26** Shaped Tables: Connect

**27** Shaped Tables: Segga

**28** Standard Nursery Tables

**29** White Board Top Tables



## **Dining**

**31** Gala Dining

**32** Tilt Top Dining Tables



## **Extras**

**34** Plasbric

**35** Wooden Tray Units






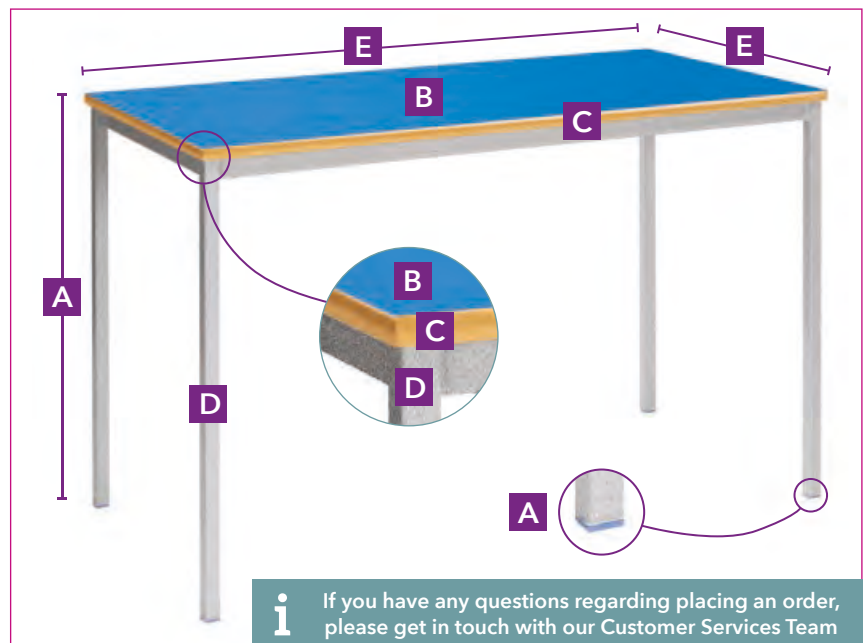
## How to Order

To ensure you choose all the required options when placing an order, we have shown below examples of the typical options you may need to select.

### Chairs



### Tables



If you have any questions regarding placing an order, please get in touch with our Customer Services Team

### Chair ordering example

A Seat height | B Shell colour | C Fabric colour (optional extra) | D Frame colour

### Table ordering example

A Table height | B Laminate colour | C Edge style (+ colour if applicable) | D Frame colour | E Table top size



## Standing and Working Heights

To help you purchase furniture that complies with the British and European Standards (1729), the following height guide indicates which fixed seat heights and table heights are suitable for the correct age and size. To ensure you purchase the most accurate height furniture correct in compliance with the standards, we recommend that you measure the stature and popliteal height. You can then match those measurements using the guide below.

### Size Mark

#### 1. Nursery (3-4 years)

250-280mm Popliteal Height Range  
 930-1150mm Stature Range  
 590mm Standing Table Height  
 460mm Table Height  
 260mm Chair Height

#### 2. Primary (4-6 years)

280-315mm Popliteal Height Range  
 1080-1210mm Stature Range  
 710mm Standing Table Height  
 530mm Table Height  
 310mm Chair Height

#### 3. Primary (6-8 years)

315-355mm Popliteal Height Range  
 1190-1420mm Stature Range  
 760mm Standing Table Height  
 590mm Table Height  
 350mm Chair Height

#### 4. Primary (8-11 years)


355-405mm Popliteal Height Range  
 1330-1590mm Stature Range  
 900mm Standing Table Height  
 640mm Table Height  
 380mm Chair Height

#### 5. Secondary (11-14 years)

405-435mm Popliteal Height Range  
 1460-1765mm Stature Range  
 1000mm Standing Table Height  
 710mm Table Height  
 430mm Chair Height

#### 6. Secondary / Adult (14+ years)

435-485mm Popliteal Height Range  
 1590-1880mm Stature Range  
 1000mm Standing Table Height  
 760mm Table Height  
 460mm Chair Height



# Chairs & Stools



## BS Chairs

- ✓ Unbeatable and durable frame design.
- ✓ Two piece plastic construction provides excellent lumbar support.
- ✓ Stackable to 5 high.
- ✓ BSEN 1729 compliant.
- ✓ 5 year guarantee.




### 1 Choose Your Chair

CODE	AGE RANGE	SEAT HEIGHT (SH)
<b>BSA</b>	3-4 years	260mm
<b>BSB</b>	4-6 years	310mm
<b>BSC</b>	6-8 years	350mm
<b>BSD</b>	8-11 years	380mm

### 2 Choose Your Shell Colour



### 3 Choose Your Frame Colour



Images shown are for illustrative purposes only.  
\*Silver & White frames are non-returnable.





## BS Chairs: Colour Collection

- ✓ Choose your shell and frame colour from a vibrant choice of 10 different colours\*.
- ✓ Two piece plastic construction provides excellent lumbar support.
- ✓ Stackable to 5 high.
- ✓ BSEN 1729 compliant.
- ✓ 5 year guarantee.



### 1 Choose Your Chair

CODE	AGE RANGE	SEAT HEIGHT (SH)
<b>BSA</b>	3-4 years	260mm
<b>BSB</b>	4-6 years	310mm
<b>BSC</b>	6-8 years	350mm
<b>BSD</b>	8-11 years	380mm

For shell colours see BS Chairs on page 7. Please note: matching seat colours and frame colours are similar in shade but not identical. Swatches can be provided for both upon request. \*Orders are non-returnable.

## Choose Your Colour Frame







## Chair 2000: Four Legged

- ✓ Classic look and feel.
- ✓ Extremely strong and durable.
- ✓ Unrivalled posture support across all ages.
- ✓ Excellent value for money.
- ✓ Stackable to 7 high.
- ✓ BSEN 1729 compliant.
- ✓ 5 year guarantee.




### 1 Choose Your Chair

CODE	AGE RANGE	SEAT HEIGHT (SH)
<b>2017</b>	3-4 years	260mm
<b>2018</b>	4-6 years	310mm
<b>2019</b>	6-8 years	350mm
<b>2015</b>	8-11 years	380mm


### 2 Choose Your Shell Colour



### 3 Choose Your Frame Colour



Images shown are for illustrative purposes only.  
\*Silver & White frames are non-returnable.





## NP Chairs

- ✓ The traditional classroom chair.
- ✓ A robust general purpose chair.
- ✓ Well defined lumbar support.
- ✓ Stackable to 8 high.
- ✓ BSEN 1729 compliant.
- ✓ 5 year guarantee.



### 1 Choose Your Chair

CODE	AGE RANGE	SEAT HEIGHT (SH)
<b>NP1</b>	3-4 years	260mm
<b>NP2</b>	4-6 years	310mm
<b>NP3</b>	6-8 years	350mm
<b>NP4</b>	8-11 years	380mm


### 2 Choose Your Shell Colour



### 3 Choose Your Frame Colour



Images shown are for illustrative purposes only.  
\*Silver & White frames are non-returnable.





## NP Chairs: Colour Collection

- ✓ Choose your shell and frame colour from a vibrant choice of 10 different colours.
- ✓ The traditional classroom chair.
- ✓ Well defined lumbar support.
- ✓ Stackable to 8 high.
- ✓ BSEN 1729 compliant.
- ✓ 5 year guarantee.



### 1 Choose Your Chair

CODE	AGE RANGE	SEAT HEIGHT (SH)
NP1	3-4 years	260mm
NP2	4-6 years	310mm
NP3	6-8 years	350mm
NP4	8-11 years	380mm

For shell colours see NP Chairs on page 10. Please note: matching seat colours and frame colours are similar in shade but not identical. Swatches can be provided for both upon request. **Orders are non-returnable.**

## Choose Your Colour Frame

Color swatches for frame colors:

- YE Yellow
- TG Tangy Green
- SB Soft Blue
- RD Red
- PU Purple
- PO Pastel Orange
- PV Pastel Violet
- GN Green
- MC Charcoal
- BL Blue



## ST Chairs

- ✓ Anti-tilt design.
- ✓ Comfortable and supportive designed for correct posture.
- ✓ No nuts or screws.
- ✓ Stackable to 10 high.
- ✓ BSEN 1729 compliant.
- ✓ Amazing 15 year guarantee.



### 1 Choose Your Chair

CODE	AGE RANGE	SEAT HEIGHT (SH)
<b>ST1</b>	3-4 years	260mm
<b>ST2</b>	4-6 years	310mm
<b>ST3</b>	6-8 years	350mm
<b>ST4</b>	8-11 years	380mm

### 2 Choose Your Shell Colour



### 3 Choose Your Frame Colour



Duraform Speckled  
Light Grey

### 4 Choose Your Accessory



Chair Trolley  
**CHAIRTR**





## WSM Four Legged Stool

- ✓ Classic stacking stool.
- ✓ Excellent lumbar support.
- ✓ Comfortable and stylish.
- ✓ Stackable to 6 high.
- ✓ BSEN 1729 compliant.
- ✓ 5 year guarantee.



### 1 Choose Your Stool

CODE	SEAT HEIGHT (SH)
<b>WSM2</b>	445mm
<b>WSM3</b>	560mm
<b>WSM4</b>	610mm
<b>WSM5</b>	685mm

Images shown are for illustrative purposes only.  
\*Silver & White frames are non-returnable.

### 2 Choose Your Shell Colour




### 3 Choose Your Frame Colour

DP1	BK	MC	LG	WH	SV
Duraform Speckled Light Grey	Black	Metallic Charcoal	Light Grey	White*	Silver*

### 4 Choose Your Accessory




STEEL FEET - Essential where highly abrasive non-slip flooring is used.  
**WSM-METAL-FOOT**





## WSM Skid Base Stool

- ✓ Non tilt frame protects floor in high wear situations.
- ✓ Robust anti-tilt design.
- ✓ Integral lumbar support.
- ✓ Stackable to 6 high.
- ✓ BSEN 1729 compliant.
- ✓ 5 year guarantee.



### 1 Choose Your Stool

CODE	SEAT HEIGHT (SH)
<b>WSMSKID2</b>	445mm
<b>WSMSKID3</b>	560mm
<b>WSMSKID4</b>	610mm
<b>WSMSKID5</b>	685mm

Images shown are for illustrative purposes only.  
\*Silver & White frames are non-returnable.

Glides example



### 2 Choose Your Shell Colour




### 3 Choose Your Frame Colour

DP1	BK	MC	LG	WH	SV
Duraform Speckled Light Grey	Black	Metallic Charcoal	Light Grey	White*	Silver*

### 4 Choose Your Accessory



**GLIDES** - Essential where highly abrasive non-slip flooring is used. 6 x glides provided per skid frame stool. Factory fitted - must be purchased at the same time of ordering the stool.  
**WSMSKID-GL**



# Tables



# Crushed Bent Tables

- ✓ Supplied with a hard wearing 18mm MDF top and a sturdy Crushed Bent 25mm square tube frame.
- ✓ Available in five different shapes for ultimate classroom flexibility.
- ✓ Stackable to 8 high for ease of storage.
- ✓ BSEN 1729 compliant.
- ✓ 5 year guarantee.

**Rectangular**



**Square**



**Trapezoidal**



**Circular**



**Semi-Circular**



**1** Choose Your Table

SHAPE	SIZE (L X W)	MDF EDGE CODE	DURAFORM EDGE CODE
Rectangular	1100 x 550mm	<b>CBSQ-115-MD</b>	<b>CBSQ-115-PS</b>
Rectangular	1200 x 600mm	<b>CBSQ-126-MD</b>	<b>CBSQ-126-PS</b>
Square	600 x 600mm	<b>CBSQ-66-MD</b>	<b>CBSQ-66-PS</b>
Trapezoidal	1100 x 550mm	<b>CBSQ-111LE-MD</b>	<b>CBSQ-111LE-PS</b>
Trapezoidal	1200 x 600mm	<b>CBSQ-121LE-MD</b>	<b>CBSQ-121LE-PS</b>
Circular	750mm Diameter	<b>CBSQ-7C-MD</b>	<b>CBSQ-7C-PS</b>
Circular	1000mm Diameter	<b>CBSQ-10C-MD</b>	<b>CBSQ-10C-PS</b>
Semi-Circular	1100mm Diameter	<b>CBSQ-11SC-MD</b>	<b>CBSQ-11SC-PS</b>
Semi-Circular	1200mm Diameter	<b>CBSQ-12SC-MD</b>	<b>CBSQ-12SC-PS</b>

Images shown are for illustrative purposes only.  
\*Silver & White frames are non-returnable.

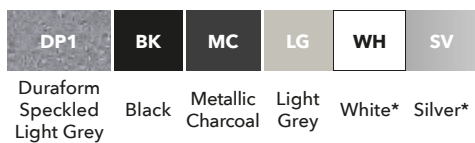
**2** Choose Your Table Height

HEIGHT	AGE RANGE
460mm	3-4 Years
530mm	4-6 Years
590mm	6-8 Years
640mm	8-11 Years


**3** Choose Your Laminate Top Colour



**4** Choose Your Frame Colour



**5** Choose Your Edge Style



**6** Choose Your Accessory (Optional Extra)



**Tray Runners** When selected we recommend you increase your choice of desk height by 50mm for extra leg room. Only available on tables of minimum length 1100mm - **CBSQ-TR**



**Upright Table Trolley**  
Tilt, lift and move table trolley for easy transportation of up to 6 tables at a time - **TABLETRSB**





## Crushed Bent Tables: Colour Collection

- ✓ Choose from a vibrant choice of 7 different colours.
- ✓ Supplied with a hard wearing 18mm MDF top and a sturdy Crushed Bent 25mm square tube frame.
- ✓ Stackable to 8 high for ease of storage.
- ✓ BSEN 1729 compliant.
- ✓ 5 year guarantee.



### 1 Choose Your Table

SHAPE	SIZE (L X W)	MDF EDGE CODE
Rectangular	1100 x 550mm	<b>CBSQ-115-MD</b>
Rectangular	1200 x 600mm	<b>CBSQ-126-MD</b>

### 2 Choose Your Table Height

HEIGHT	AGE RANGE
460mm	3-4 Years
530mm	4-6 Years
590mm	6-8 Years
640mm	8-11 Years

### 3 Choose Your Laminate Colour



### 4 Choose Your Frame Colour\*



### 5 Choose Your Edge Style



Standard MDF Bullnose

Images shown are for illustrative purposes only.  
 \*Please note: matching table top colours and frame colours are similar in shade but not identical. Swatches can be provided for both upon request.  
**Orders are non-returnable.**





## Euro Tables: Single & Double

- ✓ Choose from two table sizes.
- ✓ 50 x 25mm steel tube frame.
- ✓ Solid 25mm MDF tops with a high pressure laminate.
- ✓ Choose from a vibrant choice of laminate and frame colours.
- ✓ 5 year guarantee.

### Single



### Double



#### 1 Choose Your Table

SHAPE	SIZE (L X W)	MDF EDGE CODE	DURAFORM EDGE CODE
Single	600 x 600mm	EURO-66-MD	EURO-66-PS
Double	1200 x 600mm	EURO-126-MD	EURO-126-PS

#### 2 Choose Your Table Height

HEIGHT	AGE RANGE
460mm	3-4 Years
530mm	4-6 Years
590mm	6-8 Years
640mm	8-11 Years

#### 3 Choose Your Laminate Top Colour

AI Aïsa	BH Beech	BL Blue	GN Green	LG Light Grey	MA Maple	OK Oak	RD Red	SLG Slate Grey	WH White	YE Yellow
---------	----------	---------	----------	---------------	----------	--------	--------	----------------	----------	-----------

#### 4 Choose Your Frame Colour

DP1	BK	MC	LG	SV	WH	PO	PV	SB	TG	TM	TO
Duraform Speckled Light Grey	Black	Metallic Charcoal	Light Grey	Silver*	White*	Pastel Orange**	Pastel Violet**	Soft Blue**	Tangy Green**	Telemagenta**	Turquoise**

#### 5 Choose Your Edge Style

PSCH	PSBL	PSGN	PSRD	PSGY	MD
Duraform PU Charcoal	Duraform PU Blue	Duraform PU Green	Duraform PU Red	Duraform PU Light Grey	Standard MDF Bullnose

\*Silver & White frames are non-returnable.  
\*\*Coloured frames are non refundable.



# Fully Welded Tables

- ✓ Traditional Fully Welded Tables with quality finish.
- ✓ Rectangular can be spirally stacked 6 high for ease of storage.
- ✓ Solid 18mm MDF tops with high pressure laminate.
- ✓ Sturdy 25mm square tube frame.
- ✓ BSEN 1729 compliant.
- ✓ 5 year guarantee.

## Rectangular



## Square



## Trapezoidal



## Circular



## Semi-Circular



### 1 Choose Your Table

SHAPE	SIZE (L X W)	MDF EDGE CODE	DURAFORM EDGE CODE
Rectangular	1100 x 550mm	<b>SQSS-115-MD</b>	<b>SQSS-115-PS</b>
Rectangular	1200 x 600mm	<b>SQSS-126-MD</b>	<b>SQSS-126-PS</b>
Square	600 x 600mm	<b>SQSS-66-MD</b>	<b>SQSS-66-PS</b>
Trapezoidal	1100 x 550mm	<b>SQSS-11LE-MD</b>	<b>SQSS-11LE-PS</b>
Trapezoidal	1200 x 600mm	<b>SQSS-12LE-MD</b>	<b>SQSS-12LE-PS</b>
Circular	1000mm Diameter	<b>SQSS-10C-MD</b>	<b>SQSS-10C-PS</b>
Circular	1100mm Diameter	<b>SQSS-11C-MD</b>	<b>SQSS-11C-PS</b>
Circular	1200mm Diameter	<b>SQSS-12C-MD</b>	<b>SQSS-12C-PS</b>
Semi-Circular	1100mm Diameter	<b>SQSS-11SC-MD</b>	<b>SQSS-11SC-PS</b>
Semi-Circular	1200mm Diameter	<b>SQSS-12SC-MD</b>	<b>SQSS-12SC-PS</b>

### 2 Choose Your Table Height


HEIGHT	AGE RANGE
460mm	3-4 Years
530mm	4-6 Years
590mm	6-8 Years
640mm	8-11 Years

Images shown are for illustrative purposes only.  
\*Silver & White frames are non-returnable.


### 3 Choose Your Laminate Top Colour



### 4 Choose Your Frame Colour



### 5 Choose Your Edge Style



### 6 Choose Your Accessory (Optional Extra)



**Tray Runners** When selected we recommend you increase your choice of desk height by 50mm for extra leg room. Only available on tables of minimum length 1100mm - **SQSS-TR**



**Upright Table Trolley**  
Tilt, lift and move table trolley for easy transportation of up to 6 tables at a time - **TABLETRSB**



## Fully Welded Tables: Colour Collection

- ✓ Choose from a vibrant choice of 7 different colours.
- ✓ Rectangular can be spirally stacked 6 high for ease of storage.
- ✓ Solid 18mm MDF tops with high pressure laminate.
- ✓ Sturdy 25mm square tube frame.
- ✓ BSEN 1729 compliant.
- ✓ 5 year guarantee.



### 1 Choose Your Table

SHAPE	SIZE (L X W)	MDF EDGE CODE
Rectangular	1100 x 550mm	<b>SQSS-115-MD</b>
Rectangular	1200 x 600mm	<b>SQSS-126-MD</b>

### 2 Choose Your Table Height

HEIGHT	AGE RANGE
460mm	3-4 Years
530mm	4-6 Years
590mm	6-8 Years
640mm	8-11 Years

### 3 Choose Your Laminate Colour



### 4 Choose Your Frame Colour\*



### 5 Choose Your Edge Style



Standard MDF Bullnose

Images shown are for illustrative purposes only.  
\*Please note: matching table top colours and frame colours are similar in shade but not identical.  
Swatches can be provided for both upon request.  
**Orders are non-returnable.**



# Height Adjustable Table: Flower

- ✓ Premium finish with a 25mm top and a spray PU Edge.
- ✓ Oval shaped allen key height adjustable legs.
- ✓ One table fits all sizes.
- ✓ Matching coloured legs or Duraform Speckled Light Grey frame paint available.
- ✓ BSEN 1729 compliant.
- ✓ 5 year guarantee.



## 1 Choose Your Table

TABLE	SIZE (L X W)	CODE
Flower	1215 x 1097mm	FLOWER-PS

## 2 Table Adjustable Heights

HEIGHT	AGE RANGE
400mm	2-3 Years
460mm	3-4 Years
530mm	4-6 Years
590mm	6-8 Years
640mm	8-11 Years

## 3 Choose Your Laminate Colour (Supplied With Matching Colour Frame)\*




## 3 Choose Your Laminate Top Colour (Supplied With A Duraform Light Speckled Grey Frame):



Duraform Speckled Light Grey

## 4 Choose Your Edge Style



\*Only available on outer legs.  
Legs are adjustable with an Allen key.  
Transported flat packed.



## Height Adjustable Table: Rainbow

- ✓ Premium finish with a 25mm top and a spray PU Edge.
- ✓ Oval shaped allen key height adjustable legs.
- ✓ One table fits all sizes.
- ✓ Matching coloured legs or Duraform Speckled Light Grey frame paint available.
- ✓ BSEN 1729 compliant.
- ✓ 5 year guarantee.



### 1 Choose Your Table

TABLE	SIZE (L X W)	CODE
Rainbow	1520 x 1215mm	RAIN-PS

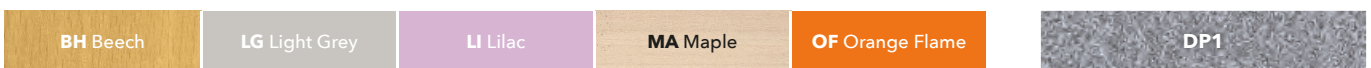
### 2 Table Adjustable Heights

HEIGHT	AGE RANGE
400mm	2-3 Years
460mm	3-4 Years
530mm	4-6 Years
590mm	6-8 Years
640mm	8-11 Years

### 3 Choose Your Laminate Colour (Supplied With Matching Colour Frame)\*




### 3 Choose Your Laminate Top Colour (Supplied With A Duraform Light Speckled Grey Frame):



Duraform Speckled Light Grey

### 4 Choose Your Edge Style



\*Only available on outer legs.  
Legs are adjustable with an Allen key.  
Transported flat packed.

# Height Adjustable Table: Start Right

- ✓ Tables feature oval shaped legs with sliding metal inserts allowing you to choose between 5 heights.
- ✓ 25mm top which is finished with a Grey PU Duraform edge.
- ✓ BSEN 1729 compliant.
- ✓ Supplied with a 10 year guarantee.



**Rectangular**



**Trapezoidal**



**Circular**



**Semi-Circular**



**1 Choose Your Table**

TABLE	SIZE (L X W)	CODE
<b>Rectangular</b>	1200 x 600mm	<b>ST-126-PSGY</b>
<b>Trapezoidal</b>	1200 x 600mm	<b>ST-12LE-PSGY</b>
<b>Circular</b>	1200mm Diameter	<b>ST-12C-PSGY</b>
<b>Semi-Circular</b>	1200mm Diameter	<b>ST-12SC-PSGY</b>

**2 Table Adjustable Heights**

HEIGHT	AGE RANGE
400mm	2-3 Years
460mm	3-4 Years
530mm	4-6 Years
590mm	6-8 Years
640mm	8-11 Years

**3 Choose Your Edge Style**



**4 Choose Your Laminate Colour (Supplied With Matching Colour Frame)\***

\*Only available on outer legs.



**4 Choose Your Laminate Top Colour (Supplied With A Duraform Light Speckled Grey Frame):**



Duraform Speckled Light Grey



## Pen Pot Tables: Standard or Premium

- ✓ Standard quality is made in a Crushed Bent style frame finish with 18mm top and 25mm round tubular legs.
- ✓ Premium quality is made in a Fully Welded style frame finish with chunky 45mm tubular legs.
- ✓ Supplied with matching top and frame colour.
- ✓ Standard Pen Pot Table has a 5 year guarantee.
- ✓ Premium Pen Pot Table has a 10 year guarantee.

### Standard Pen Pot Table



### Premium Pen Pot Table



#### 1 Choose Your Table Shape

##### Standard Pen Pot Tables

HEIGHT	AGE RANGE	SIZE	CODE
460mm	3-4 Years	1100mm Diameter	<b>PPRTSS-11C-46</b>
530mm	4-6 Years	1100mm Diameter	<b>PPRTSS-11C-53</b>
590mm	6-8 Years	1100mm Diameter	<b>PPRTSS-11C-59</b>

##### Premium Pen Pot Tables

HEIGHT	AGE RANGE	SIZE	CODE
460mm	3-4 Years	1100mm Diameter	<b>PPNURS-11C-46</b>
530mm	4-6 Years	1100mm Diameter	<b>PPNURS-11C-53</b>
590mm	6-8 Years	1100mm Diameter	<b>PPNURS-11C-59</b>

#### 2 Choose Your Laminate Colour



#### 3 Choose Your Matching Frame Colour



#### 4 Choose Your Edge Style



Standard MDF Bullnose

#### 5 Pen Pot Colours (Supplied with one of each colour as standard)



Pink Blue Lime Green Yellow

Individual pen pot: 75 x 75mm (H x W).  
Orders are non-returnable.






## Premium Nursery Tables

- ✓ Our highest quality Fully Welded Tables supplied with chunky 45mm tubular legs for early years class-rooms.
- ✓ Matching coloured legs or Duraform Speckled Light Grey frame paint available.
- ✓ Excellent variety of vibrant laminates.
- ✓ BSEN 1729 compliant.
- ✓ 10 year guarantee.

### Rectangular



### Circular



### Trapezoidal



#### 1 Choose Your Table

SHAPE	SIZE (L x W)	MDF EDGE CODE
Rectangular	1100 x 550mm	NURS-115
Circular	1100mm Diameter	NURS-11C
Trapezoidal	1100 x 550mm	NURS-11LE

#### 2 Choose Your Table Height

HEIGHT	AGE RANGE
460mm	3-4 Years
530mm	4-6 Years
590mm	6-8 Years

#### 3 Choose Your Edge Style



Standard MDF Bullnose

#### 4 Choose Your Laminate Colour (Supplied With Matching Colour Frame)



#### 4 Choose Your Laminate Top Colour (Supplied With A Duraform Light Speckled Grey Frame):

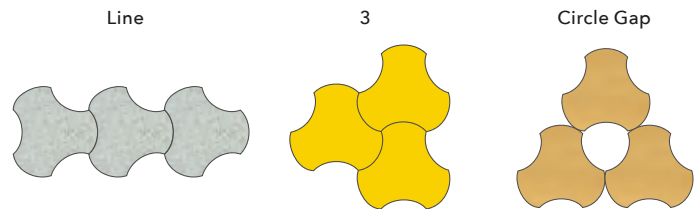


Duraform Speckled Light Grey



## Shaped Table: Connect

- ✓ Flexible and dynamic modular table with endless tessellation possibilities.
- ✓ Sturdy 32mm Fully Welded frame with 18mm MDF top.
- ✓ Designed to seat 1 but can seat 3 when a full working space is not essential.
- ✓ Perfect for communal areas.
- ✓ 5 year guarantee.



### 1 Choose Your Table

SIZE (L X W)	CODE
940 x 890mm	CON-M-PS

Images shown are for illustrative purposes only.  
\*Silver & White frames are non-returnable.

### 2 Table Adjustable Heights

HEIGHT	AGE RANGE
460mm	3-4 Years
530mm	4-6 Years
590mm	6-8 Years
640mm	8-11 Years

### 3 Choose Your Laminate Top Colour

<b>BH</b> Beech	<b>CY</b> Canary Yellow	<b>GS</b> Grey Speckle	<b>LI</b> Lilac	<b>OF</b> Orange Flame	<b>PU</b> Purple	<b>SB</b> Soft Blue	<b>SLG</b> Slate Grey	<b>SL</b> Soft Lime	<b>TG</b> Tangy Green	<b>WH</b> White
-----------------	-------------------------	------------------------	-----------------	------------------------	------------------	---------------------	-----------------------	---------------------	-----------------------	-----------------

### 4 Choose Your Frame Colour

<b>DP1</b>	<b>BK</b>	<b>MC</b>	<b>LG</b>	<b>WH</b>	<b>SV</b>
Duraform Speckled Light Grey	Black	Metallic Charcoal	Light Grey	White*	Silver*

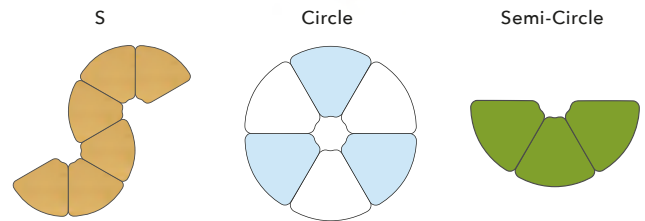
### 5 Choose Your Edge Style

<b>PSCH</b>	<b>PSBL</b>	<b>PSGN</b>	<b>PSRD</b>	<b>PSGY</b>
Duraform PU Charcoal	Duraform PU Blue	Duraform PU Green	Duraform PU Red	Duraform PU Light Grey



## Shaped Tables: Segga

- ✓ Sturdy 32mm Fully Welded frame with 18mm laminate top.
- ✓ Stylish modular table with multiple shape combinations possible.
- ✓ Ultimate flexibility for any classroom, project or library.
- ✓ Perfect for creating ICT hot desks.
- ✓ 5 year guarantee.



### 1 Choose Your Table

SIZE (L X W)	CODE
755 x 660mm*	SEG-S-PS

\*6 tables together create a circular shape of 1635mm diameter.  
\*\*Silver & White frames are non-returnable.

### 2 Table Adjustable Heights

HEIGHT	AGE RANGE
460mm	3-4 Years
530mm	4-6 Years
590mm	6-8 Years
640mm	8-11 Years

### 3 Choose Your Laminate Top Colour

<b>BH</b> Beech	<b>CY</b> Canary Yellow	<b>GS</b> Grey Speckle	<b>LI</b> Lilac	<b>OF</b> Orange Flame	<b>PU</b> Purple	<b>SB</b> Soft Blue	<b>SLG</b> Slate Grey	<b>SL</b> Soft Lime	<b>TG</b> Tangy Green	<b>WH</b> White
-----------------	-------------------------	------------------------	-----------------	------------------------	------------------	---------------------	-----------------------	---------------------	-----------------------	-----------------

### 4 Choose Your Frame Colour

<b>DP1</b>	<b>BK</b>	<b>MC</b>	<b>LG</b>	<b>WH</b>	<b>SV</b>
Duraform Speckled Light Grey	Black	Metallic Charcoal	Light Grey	White **	Silver **

### 5 Choose Your Edge Style

<b>PSCH</b>	<b>PSBL</b>	<b>PSGN</b>	<b>PSRD</b>	<b>PSGY</b>
Duraform PU Charcoal	Duraform PU Blue	Duraform PU Green	Duraform PU Red	Duraform PU Light Grey



## Standard Nursery Tables

- ✓ Bright and attractive tables for early years, supplied with an 18mm top and 25mm round tubular legs.
- ✓ Matching coloured legs or Duraform Speckled Light Grey frame paint available.
- ✓ Excellent variety of vibrant laminates.
- ✓ BSEN 1729 compliant.
- ✓ 5 year guarantee.

### Rectangular



### Circular



### Trapezoidal




#### 1 Choose Your Table

SHAPE	SIZE (L x W)	MDF EDGE CODE
Rectangular	1100 x 550mm	RTSS-11S
Circular	1100mm Diameter	RTSS-11C
Trapezoidal	1100 x 550mm	RTSS-11LE

#### 2 Choose Your Table Height

HEIGHT	AGE RANGE
460mm	3-4 Years
530mm	4-6 Years
590mm	6-8 Years

#### 3 Choose Your Edge Style



Standard MDF Bullnose

#### 4 Choose Your Laminate Colour (Supplied With Matching Colour Frame)



#### 4 Choose Your Laminate Top Colour (Supplied With A Duraform Light Speckled Grey Frame):




Duraform Speckled Light Grey



## White Board Top Tables

- ✓ Hard wearing 18mm high gloss white top.
- ✓ High scratch resistant.
- ✓ Promotes a paperless environment.
- ✓ Available on all table sizes.
- ✓ Wipe clean free surface.
- ✓ Excellent for brainstorming ideas.

### Segga Table



### Fully Welded Rectangular



### Fully Welded Square



### Fully Welded Circular



#### 1 Choose Your Table

SHAPE	SIZE (L x W)	CODE
Segga	755 x 660mm	SEG-S-WHWB-PS
Fully Welded Rectangular	1100 x 550mm	SQSS-115-WHWB-PS
Fully Welded Rectangular	1200 x 600mm	SQSS-126-WHWB-PS
Fully Welded Square	600 x 600mm	SQSS-66-WHWB-PS
Fully Welded Circular	1000mm Diameter	SQSS-10C-WHWB-PS
Fully Welded Circular	1100mm Diameter	SQSS-11C-WHWB-PS
Fully Welded Circular	1200mm Diameter	SQSS-12C-WHWB-PS

#### 2 Choose Your Table Height

HEIGHT	AGE RANGE
460mm	3-4 Years
530mm	4-6 Years
590mm	6-8 Years
640mm	8-11 Years



\*Silver & White frames are non-returnable.  
Always use whiteboard approved pens and clean using whiteboard approved solution.  
**Orders are non-returnable.**

#### 3 Choose Your Frame Colour

DP1	BK	MC	LG	WH	SV
Duraform Speckled Light Grey	Black	Metallic Charcoal	Light Grey	White *	Silver *

#### 4 Choose Your Edge Style

PSCH	PSBL	PSGN	PSRD	PSGY
Duraform PU Charcoal	Duraform PU Blue	Duraform PU Green	Duraform PU Red	Duraform PU Light Grey



# Dining



## Gala Dining

- ✓ Chunky 30mm Crushed Bent frame with Duraform Speckled Light Grey frame paint.
- ✓ Three tables and six benches neatly stack away when not in use.
- ✓ Encourages communal dining.
- ✓ One set includes one table and two benches.
- ✓ Fantastic classroom solution to fit 18 pupils (3 tables and 6 benches).
- ✓ 5 year guarantee.



Orders are non-returnable.

### 1 Choose Your Dining Table

SET	QUANTITY	TABLE SIZE (L X W X H)	BENCH SIZE (L X W X H)	CODE
<b>Infant</b>	1 x Table and 2 x Benches	1600 x 750 x 530mm	1400 x 300 x 310mm	<b>GALA-SET-I-LAM-VINYL</b>
<b>Junior</b>	1 x Table and 2 x Benches	1600 x 750 x 640mm	1400 x 300 x 380mm	<b>GALA-SET-J-LAM-VINYL</b>

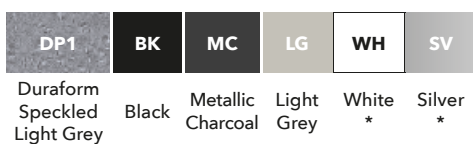
### 2 Choose Your Table Laminate Top Colour



### 3 Choose Your Bench Vinyl Colour



### 4 Choose Your Frame Colour



### 5 Choose Your Edge Style



\*Silver & White frames are non-returnable.



## Tilt Top Dining

- ✓ Perfect for regular use in dining rooms.
- ✓ Easy to open and close then wheel away and store.
- ✓ Supplied with 4 locking castors.
- ✓ BSEN 1729 compliant.
- ✓ 5 year guarantee.

### Circular



### Oval



### Equal Octagonal



### Irregular Octagonal



### Rectangular



#### 1 Choose Your Dining Table

SHAPE	SIZE (L x W)	MDF EDGE CODE	DURAFORM EDGE CODE
<b>Circular</b>	1200mm Diameter	<b>TILT-CIRC-MD</b>	<b>TILT-CIRC-PS</b>
<b>Oval</b>	1610 x 900mm	<b>TILT-OV-MD</b>	<b>TILT-OV-PS</b>
<b>Equal Octagonal</b>	1200 x 1200mm	<b>TILT-EQOCT-MD</b>	<b>TILT-EQOCT-PS</b>
<b>Irregular Octagonal</b>	1380 x 1000mm	<b>TILT-OCT-MD</b>	<b>TILT-OCT-PS</b>
<b>Rectangular</b>	1200 x 900mm	<b>TILT-129-MD</b>	<b>TILT-129-PS</b>
<b>Rectangular</b>	1500 x 900mm	<b>TILT-159-MD</b>	<b>TILT-159-PS</b>

#### 2 Choose Your Table Height

HEIGHT	AGE RANGE
590mm*	6-8 Years
640mm	8-11 Years

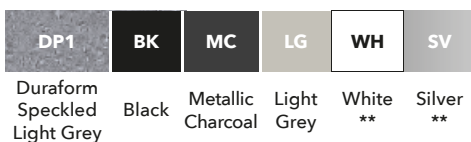
\*Not available on Circular.

\*\*Silver & White frames are non-returnable.


#### 3 Choose Your Laminate Top Colour




#### 4 Choose Your Frame Colour



#### 5 Choose Your Edge Style







# Extras



# Plasbric

- ✓ Interlocking and flexible plastic bricks.
- ✓ Plasbric's are available in full, half and gable end versions.
- ✓ Age suitability 3+ years.
- ✓ EN 71-1:2014+A1:2018 Mechanical & Physical.
- ✓ EN 71-2:2011+ A1:2014 Flammability.
- ✓ EN 71-3:2019 Migration of certain elements.
- ✓ UKCA approved.



**7-10 DAY  
FAST TRACK  
DELIVERY\***

## 1 Choose Your Brick Pack

BRICK PACK	LENGTH	WIDTH
Plasbric Full Set: 55 Bricks - 45 x Full Size and 10 x Half Size. Includes: 12 x Full Blue, 12 x Full Green, 12 x Full Red, 9 x Full Yellow and 10 x Half Yellow	Full Size: 230mm x 115mm x 75mm and Half Size: 115mm x 115mm x 75mm	<b>PLASBRIC-HFP212</b>
Plasbric Terracotta Full Brick Set: 50 Bricks: 25 x Light Brown & 25 x Toffee Brown	Full Size: 230mm x 115mm x 75mm	<b>PLASBRIC-HFP216</b>
Plasbric White Set: 50 Bricks - Full Size	Full Size: 230mm x 115mm x 75mm	<b>PLASBRIC-HFP217</b>
Plasbric Gable End Set: 30 Bricks Black	Gable End Size: 115mm x 115mm x 75mm	<b>PLASBRIC-HFP218</b>

## 2 Brick Size

BRICK SIZE	LENGTH	WIDTH	HEIGHT TO LIP	OVERALL HEIGHT
<b>Half</b>	115mm	115mm	75mm	90mm
<b>Full</b>	230mm	115mm	75mm	90mm
<b>Gable End</b>	115mm	115mm	75mm	90mm



Plasbric Half



Plasbric Full



Plasbric Gable End\*\*

\*7-10 day delivery available subject to location.  
\*\*Available in black only.

## 3 Brick Colour (Full & Half Sizes)



Red  
**HFP202RA**



Blue  
**HFP202LA**



Green  
**HFP202GA**



Yellow  
**HFP202YA**



White  
**HFP202WA**



Light Brown  
**HFP202TC**



Toffee Brown  
**HFP202TL**



## Wooden Tray Units

- ✓ Choose from a wide range of storage tray unit sizes.
- ✓ Unit supplied fully assembled with castors as standard.
- ✓ The perfect storage solution for the modern classroom environment.
- ✓ Supplied with an 18mm Beech MFC carcass.
- ✓ Compatible with single trays (sold separately).
- ✓ 2 year guarantee.

1 Column, 6 Trays



1 Column, 8 Trays



2 Columns, 12 Trays



2 Columns, 16 Trays



3 Columns, 24 Trays



3 Columns, 18 Trays



3 Columns, 12 Trays



Trays are sold separately. Gratnell coloured trays can be supplied as a 'match n mix colour selection' or 'matched to your own colour combination' options. Other tray colours are available on request.

**Orders are non-returnable.**

### 1 Choose Your Tray Unit


WOODEN TRAY UNIT	SIZE (H X L X W)	CODE
1 Column, 6 Trays	662 x 357 x 475mm	TRWOOD6(1X6)
1 Column, 8 Trays	850 x 357 x 475mm	TRWOOD8(1X8)
2 Columns, 12 Trays	662 x 692 x 475mm	TRWOOD12(2X6)
2 Columns, 16 Trays	850 x 692 x 475mm	TRWOOD16(2X8)
3 Columns, 12 Trays	474 x 1030 x 475mm	TRWOOD12(3X4)
3 Columns, 18 Trays	662 x 1030 x 475mm	TRWOOD18(3X6)
3 Columns, 24 Trays	850 x 1030 x 475mm	TRWOOD24(3X8)

### 2 Choose Your BURU Edge Colour





# Inspirational Educational Furniture



**B** **Banner**  
EDUCATION

UK & NI:

☎ 0843 538 3311 Opt. 2

✉ [Contact.Banner@banneruk.com](mailto:Contact.Banner@banneruk.com)

ROI:

☎ 1800 905 907

✉ [debbie.grogan@bannerireland.com](mailto:debbie.grogan@bannerireland.com)

🏠 [www.BannerUK.com/education](http://www.BannerUK.com/education)

